

The Cow Abstractions Quilt Supply List

322

Instructor

Violet Craft

Email

violet@violetcraft.com

Experience Level

Confident Beginner

Sewing Machine Required

Yes



Handmade.com No. 322

Course Overview

Foundation paper piecing is a great project for any sewist from beginner to advanced. There is always something new to learn! We will begin our time discussing general information about foundation paper piecing, best practices and tools and work step by step through foundation paper piecing. More advanced students are encouraged to move forward while I work with students requiring more hands on instruction.

Fabric Selection

Refer to the back of the pattern (attached) for fabrics needed and suggestions for colors.

Required Pattern

The Cow Abstractions Quilt by Violet Craft

Required Supplies

rotary cutter

personal cutting mat - I love my 12" spinning mat, but bring something at least 12" ... those tiny 8" or less mats won't be big enough.

quilting ruler - I prefer the 12" Add-A-Quarter Plus

thread for top and bobbin - I use Wonderfil Decobob 80wt Poly


seam ripper

Optional Supplies

Violet Craft Seam Roller

Class Prep

Come to class with templates from the pattern printed or copied on 20# copy paper or your preference of lighter paper.



54" x 42" quilt pattern supply list



































all measurements based on fabric at least 42" wide

The Cow Abstractions Quilt is the first pattern in The Farmland Series. This foundation paper pieced quilt pattern is made of one striking large scale block perfect for a wall hanging, baby quilt, or incorporated into a larger quilt design. Fabric used on pattern cover is Kona Solids, Manchester, Yarn Dyed Essex and Yarn Dyed Homespun Essex from Robert Kaufman Fabrics.

Instructions assume a knowledge of foundation paper piecing. Tutorials and additional information can be found on my website, www.violetcraft.com.

Before beginning this pattern, copy or trace the PATTERN TEMPLATES at 100% to retain your original templates. Templates must be printed on 11" x 17" paper on a dark enough setting to retain all details.

Tape a small piece of your chosen fabric in the palette below to refer back to as you piece. Locations are noted in the palette.

Symbol	Your Swatch			Locations
		Kona Hazle	1/3 yard	ears, forehead, snout
		Manchester Taupe	1/4 yard	forehead
		Kona Roasted Pecan	1 yard	main face
		Manchester Caramel	1/3 yard	bridge of snout, hooves
		Kona Pepper	1/4 yard	eyes, nose, ears
		Essex Yarn Dyed Taupe	1/4 yard	body
		Essex Yarn Dyed Leather	1/4 yard	body
		Essex Yarn Dyed Aqua	1 yard	sky
		Manchester Peacock	1/4 yard	mountains
		Essex Yarn Dyed Malibu	1/4 yard	mountains
		Kona Ultramarine	1/4 yard	mountains
		Manchester Royal	1/4 yard	mountains
		Essex Yarn Dyed Homespun Navy	1/4 yard	mountains
		Kona Wasabi	1/2 yard	grass
		Kona Pickle	1-1/3 yard	grass
		Manchester Kiwi	1-1/3 yard	grass
		Essex Yarn Dyed Flax	1-3/4 yards	backing
		Essex Yarn Dyed Flax	1/3 yard	binding

All text and images ©2018 by Violet Craft.



All rights reserved. No part of this pattern may be reproduced in any form without the express written consent of the author.

Permission to print or copy templates and instructions for personal use is granted.

