

Paperless Paper Piecing Class

Almond Butter by Cristy Fincher

Supply List:

- ☒ 1 Fat Quarter of background fabric (One FQ is enough for 4 blocks. You'll need more if you decide to make a larger quilt)
- ☒ 5 Fat Quarters for the bands of color (for best results, choose colors that range from light-dark, or are in a color order, like red-yellow
Feel free to use the sample layout on the third page to help with your color planning and fabric placement.
- **Basting Glue – Elmer's Washable School Glue is my favorite, and is preferred
- ☒ Micro Fine Glue Tips – these tips attach to the top of the Elmer's Washable School Glue bottle and create the fine line of glue that's essential for glue basting in Paperless Paper Piecing (available at the school store or www.PurpleDaisiesQuilting.com)
- **1/2" Stencil Brush – you'll be using the stencil brush to "paint" starch onto the pieces of each block that have an edge to be turned.
- **Spray Starch – please use spray starch, not a starch alternative. Faultless is my favorite brand.
- ☒ Scissors – for both paper and fabric
- ☒ Rotary cutter, mat and rulers –
 - o Recommended ruler sizes: 4.5"x12.5 and 8.5"x8.5"
- ☒ Glue Stick – I like the disappearing purple Elmer's Washable School Glue Sticks
- ☒ Straight Pins – these will be used to anchor the fabric pieces to the layout template, as you're layering each piece of a block
- ☒ Seam Ripper – we all end up needing one, once in a while
- ☒ Basic Sewing Supplies
- ☒ Sewing Machine in good working order (remember your power cord and bobbins!)
- ☒ Schmetz Machine Embroidery Needles – size 75/11 or 90/14
- ☒ Thread for piecing – 50wt cotton
- ☒ Marking pen/pencil –one for paper and one for fabric

NOTE: Items marked with ** not carried by The Stitchin' Post or the school store.

Optional, but recommended:

- ☒ Freezer Paper – 8.5x11 precut sheets are recommended; Reynolds brand can also be used. I will provide what you'll need for class.
- ☒ Colored Pencils


Included in the class handout:

- ☒ Pattern Templates printed on Freezer Paper
- ☒ 2 Extra Sheets of Freezer Paper
- ☒ Tutorial with Printable Templates
- ☒


contact info: cristy@purpledaisiesllc.com

Almond Butter Block and Quilt Layout Examples:

Single Block (8.5"x8.5", unfinished)




Almond Butter Quilt Layout Option 1:



Almond Butter Quilt Layout Option 2:



Almond Butter Quilt Layout Option 1:



Almond Butter Quilt Layout Option 2:

